WAVEMANAGER ON-PREMISE

Centralized, secure network management hosted on your infrastructure

CENTRALIZE	DEPLOY	MONITOR	MAINTAIN
One web platform	Zero-touch & CSV	Status, signal & location	Remote tools & firmware

Configure. Deploy. Monitor. Maintain.



Copyright © 2026 ACKSYS. All rights reserved.

PLATFORM OVERVIEW

Your ACKSYS fleet. Under your control.

A clear view of devices, configurations and operations from a modern web browser connected to your WaveManager server.

WaveManager On-Premise centralizes the administration of compatible ACKSYS WiFi access points and cellular routers on infrastructure managed by your organization. Teams can provision devices, apply configurations, monitor fleet status and troubleshoot remotely through their own WaveManager server.

Deployed on your organization's infrastructure, WaveManager On-Premise is the solution when the ACKSYS devices don't have access to the Internet. WaveManager is designed for centralized fleet management across industrial and public transport environments. Your organization retains control of the hosting environment and access to the platform.

Centralized control

Manage devices, groups and reference configurations from one platform.

Fleet visibility

Review connectivity, configuration state, signal quality, firmware.

Remote operations

Deploy configurations, upgrade firmware and run diagnostics without site visits.

Zero-touch provisioning

Streamline enrollment and structured device rollout using automated workflows and CSV files.

Asset inventory

Keep a centralized inventory of managed ACKSYS equipment and current status.

Browser-based access

Access the service through Chrome, Firefox, Safari or Edge; latest versions recommended.

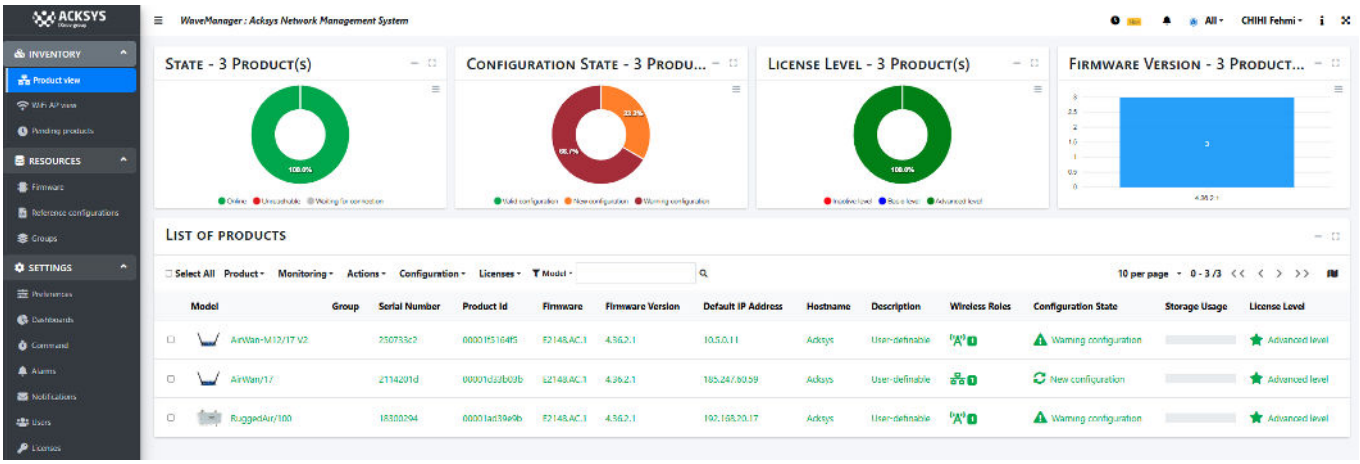

A centralized view of managed devices and fleet information.

Copyright © 2026 ACKSYS. All rights reserved.

CORE CAPABILITIES

One platform for the full device lifecycle

WaveManager On-Premise brings the main fleet-management tasks together in five clear areas, reducing the number of tools and manual steps needed to operate distributed ACKSYS devices.

1. CONFIGURE

Apply individual or group settings for IP, radio channel, SSID and security parameters. Reuse reference configurations from templates or files.

2. DEPLOY

Use zero-touch provisioning, CSV-based device customization, product groups and centralized firmware preparation for repeatable rollouts.

3. MONITOR

Track online/unreachable states, configuration and license status, Wi-Fi/cellular/GPS telemetry, signal quality and router location.

4. MAINTAIN

Backup and restore configurations, upgrade firmware, export logs, reboot or reset devices and run remote diagnostics.

5. CONTROL ACCESS

Manage users with role-based access. Available roles: Administrator, Editor and Viewer.

SUPPORTED PLATFORM

Compatible ACKSYS products running WaveOS 4.36.2.1 and higher, subject to product and license support.

Designed to scale from individual devices to managed fleets.

Organize devices into groups, associate firmware and reference configurations, then follow deployment status from a single interface.

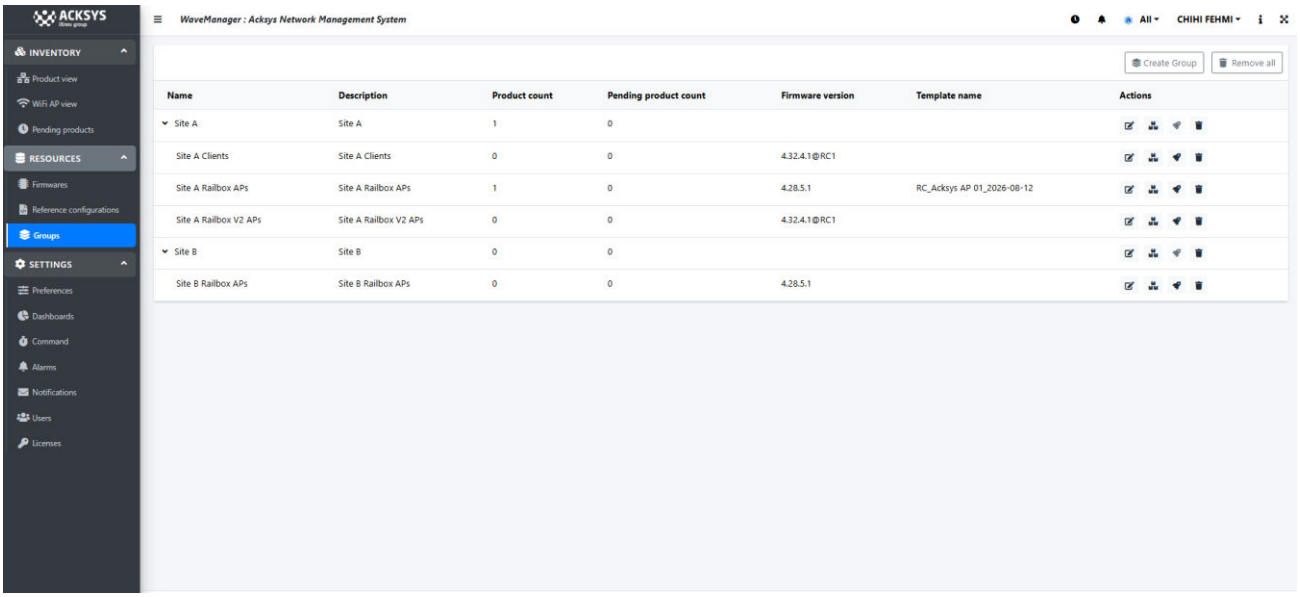

Group management for consistent fleet administration.

Copyright © 2026 ACKSYS. All rights reserved.

DEPLOYMENT & CONFIGURATION

Deploy faster. Standardize every rollout.

Use template configurations and structured provisioning to reduce repetitive device-by-device tasks.

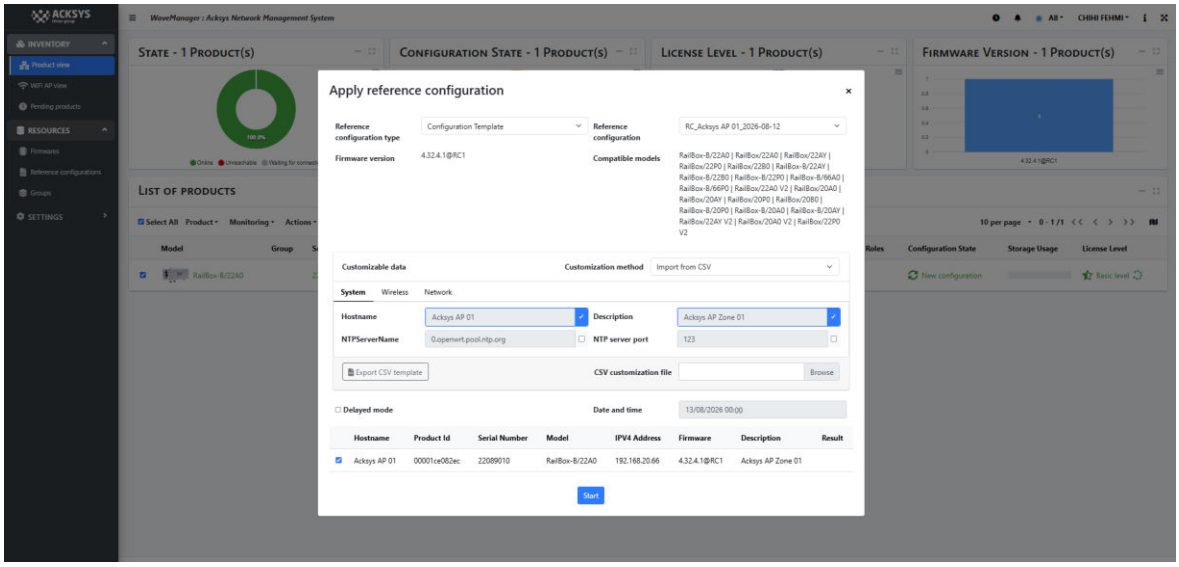

Apply a reference configuration to selected products.

1. Add firmware

Prepare or select the firmware package for the target device.

2. Create a configuration template

Add a local or product-based reference configuration.

3. Associate a group

Link the device group with the selected firmware and configuration.

4. Prepare the customization CSV

Add device-specific values using the CSV template.

5. Pair products

Associate the products with the intended deployment workflow.

6. Manage deployment

Review connectivity and configuration status during rollout.

Key deployment functions

- Zero-Touch Provisioning for supported enrollment workflows.
- CSV provisioning for structured device-specific customization.
- Remote deployment of configurations from any location.
- Centralized firmware preparation and synchronized upgrades across supported products.

Copyright © 2026 ACKSYS. All rights reserved.

MONITORING & FLEET VISIBILITY

Monitor what matters — status, signal and location

WaveManager On-Premise combines fleet status with wireless and cellular telemetry so operators can identify issues quickly and follow device behavior over time. Available statistics and history depend on the applicable license.



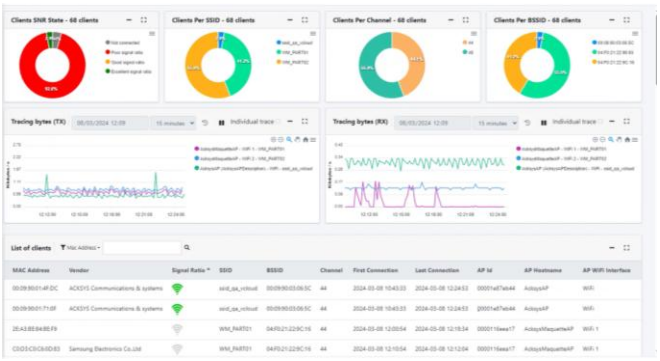

Live product status

Online, unreachable and waiting-for-connection states, plus configuration, license and reference-configuration status.

Fleet dashboard

Use summary indicators and charts to see the overall state of the managed fleet.

WiFi & cellular quality

Review RSSI and cellular indicators; configure high/low RSSI threshold alarms where supported.

Statistics & history

Inspect WiFi, cellular and bandwidth charts, history and telemetry with the appropriate license.

Alarm visibility

Configure, detect and display alarms with the Advanced license.

Copyright © 2026 ACKSYS. All rights reserved.

REMOTE MAINTENANCE & DIAGNOSTICS

Troubleshoot remotely. Reduce unnecessary site visits.

Integrated maintenance tools help operations teams verify connectivity, assess performance and recover devices without being physically present at the installation.

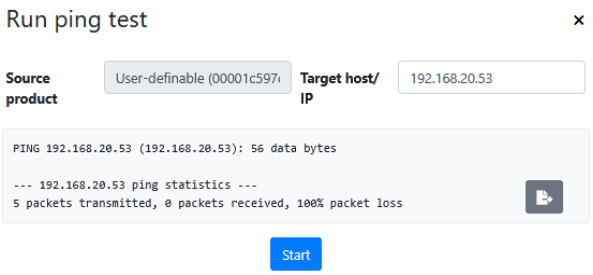

Remote Ping test

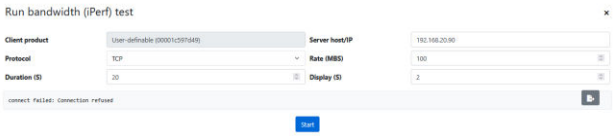

iPerf network performance test

Configuration backup & restore

Save and restore device configurations.

Remote actions

Reboot devices, perform factory reset and flash the DIAG LED to locate installed equipment.

Logs & export

Access available system, kernel and roaming logs; export data in CSV format where supported.

Remote diagnostics

Run Ping and iPerf tests to check connectivity and network performance.

Firmware maintenance

Manage firmware centrally and upgrade supported devices remotely.

MQTT data collection

Support MQTT-based data collection for compatible products and workflows.

Copyright © 2026 ACKSYS. All rights reserved.

ON PREMISE ARCHITECTURE & ACCESS

On-premise management within your infrastructure

Deployment topology, supported operating systems, sizing, backup, high availability and security requirements must be confirmed against the current WaveManager On-Premise deployment guide.

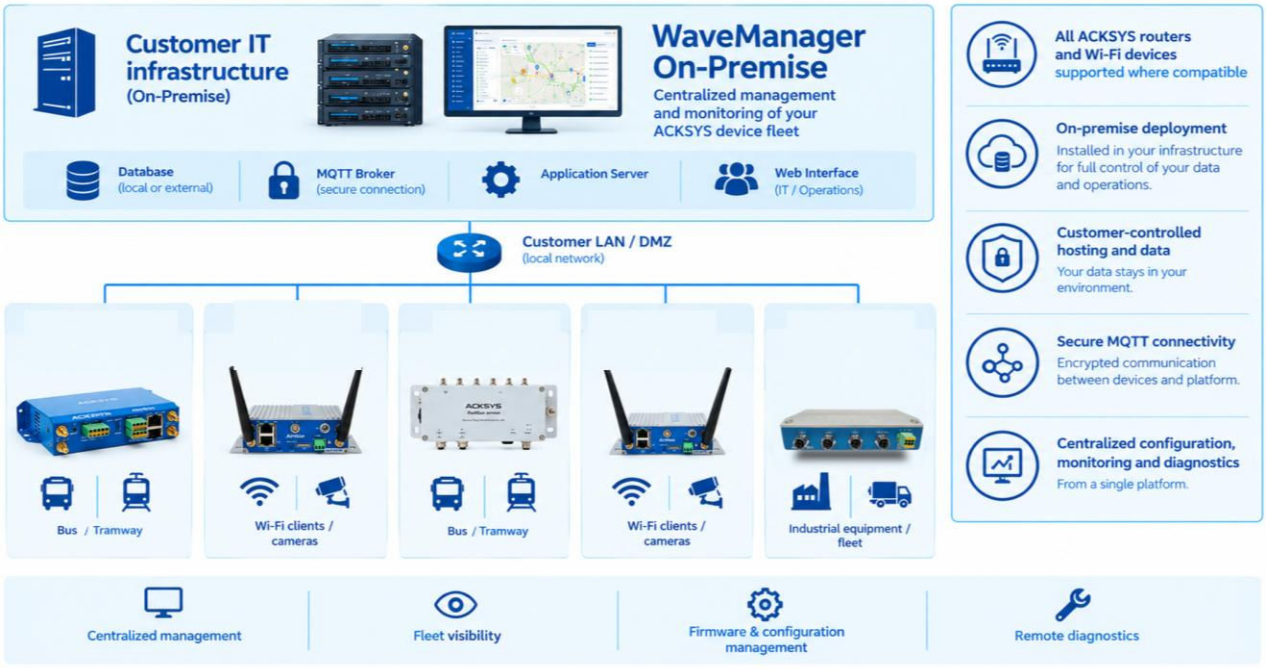

WaveManager On Premise architecture for distributed WiFi router deployments.

Simple prerequisites

A modern web browser and a WaveManager Local account. Compliant Windows10+ & Ubuntu 4.24. +

Direct On-Premise connectivity

The deployment architecture uses HTTPS connectivity to dedicated local management server is required.

Industrial, Transport & mining application

For WiFi and cellular routers operating over private APNs ensuring secure management within customer-controlled network infrastructures.

Role-based access

Administrator, Editor and Viewer roles help separate management responsibilities.

Centralized user management

Manage users and password policies from the platform.

Server prerequisites

Refer to the installation guide for the complete prerequisites.

Copyright © 2026 ACKSYS. All rights reserved.

LICENSING

Licensing tailored to your fleet size

WaveManager On-Premise offers flexible, device-based licensing options allowing you to select the capacity that best matches the size of your ACKSYS router fleet.

LICENSE OPTION	MAXIMUM NUMBER OF DEVICES
WAVEMANAGER_0010	10
WAVEMANAGER_0050	50
WAVEMANAGER_0100	100
WAVEMANAGER_0500	500
WAVEMANAGER_01000	1000
WAVEMANAGER_01500	1500

Flexible licensing with no long-term commitment.

SEE WAVEMANAGER IN ACTION

Request a live demo or a free trial

sales@acksys.fr | www.acksys.fr

About ACKSYS

ACKSYS develops industrial wireless communication solutions. WaveManager extends centralized management and remote operations to compatible ACKSYS networking equipment.

Support: https://support.acksys.fr

Copyright © 2026 ACKSYS. All rights reserved.